

800 MHz Yagi Antennas

540-1000 MHz

YB806 Series



The YB806 Series are high gain Low PIM yagi antennas which provide excellent point to point communications in RF control, short or long haul link, point to multipoint and other applications calling for highly directional antennas. YB806 Series antennas exhibit narrow beamwidths and high front to back ratios to help minimise any potential interference to and from other systems.

YB806 Series antennas can be configured in stacks or bays for higher gain applications in either horizontally or vertically polarised systems.

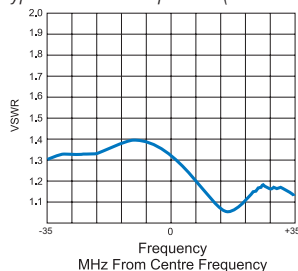
Termination is via an 'N' female coaxial connector fitted to a short 9302 Durathene cable tail. Durathene is a PTFE dielectric and polyethylene jacketed cable providing superior resistance to weathering and abrasion and is less susceptible to bird attack than standard PVC sheathed cables.



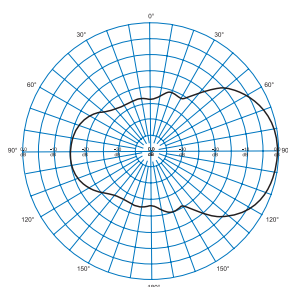
Features:

- All welded construction for maximum and reliable performance
- Narrow beamwidth & high front to back ratios effective in reducing interference
- Standard units feature alodine finish providing an excellent conductive surface for earthing. Full stainless steel versions also available
- Can be configured in stacks or bays for higher gain applications using PH and PHE series phasing harnesses
- DC grounding on all elements for the ultimate in lightning protection and dissipation of static noise

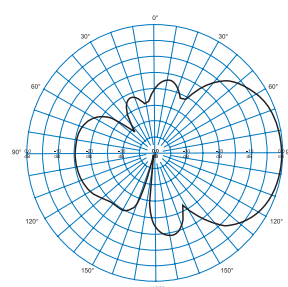
Typical VSWR response (YB806-94)



YB806-94 - E Plane



YB806-94 - H Plane



Electrical

| Model Number | YB806-81 | YB806-82 | YB806-94 | YB806-99 |
|------------------------|----------------|-----------|-----------|------------|
| Nominal Gain dBi (dBd) | 11 (9) | | | |
| Frequency MHz | 806 - 896 | 850 - 930 | 890 - 960 | 540 - 1000 |
| Tuned Bandwidth | Full band | | | 5% |
| VSWR (Return Loss) | <1.5 :1 (14dB) | | | |
| Nominal Impedance Ω | 50 | | | |
| Vertical Beamwidth° | 49 | | | |
| Horizontal Beamwidth° | 61 | | | |
| Front / Back Ratio dB | 22 | 20 | 15 | 17 |
| Input Power W | 100 | | | |

Mechanical

| Model Number | YB806-81 | YB806-82 | YB806-94 | YB806-99 | |
|--------------------------------|---|----------|----------|----------|-----|
| Construction | All welded aluminium with alodined finish | | | | |
| Length m | 0.6 | 0.6 | 0.6 | 0.8 | |
| Weight kg | 0.5 | 0.4 | 0.4 | 0.6 | |
| Termination | N female with short 9302 cable tail | | | | |
| Mounting Area | 100mm x 25mm diam. aluminium | | | | |
| Suggested Clamps | 1 x UNV | | | | |
| Projected Area cm ² | No ice | 230 | 238 | 213 | 368 |
| | With ice | 593 | 600 | 547 | 902 |
| Wind Load (Thrust) @ 160km/h N | 27 | 28 | 25 | 44 | |
| Wind Gust Rating km/h | >240 | | | | |
| Torque @160 km/h Nm | 5 | 6 | 4 | 13 | |